













GRADE No.	N12	N11	N10	N9	N8	N7	N6	N5	N4	N3	N2	N1
VALUE	50	25	12.5	6.3	3.2	1.6	0.8	0.4	0.2	0.1	0.05	0.025
SYMBOL												

Technical drawing of a bolt. The drawing shows a side view of the bolt with a hexagonal head on the left and a hexagonal nut on the right. The total length of the bolt is dimensioned as 115. The length of the threaded section is dimensioned as 38. The thread specification is indicated as M20.

NOTE:-  2

[illegible]

A4